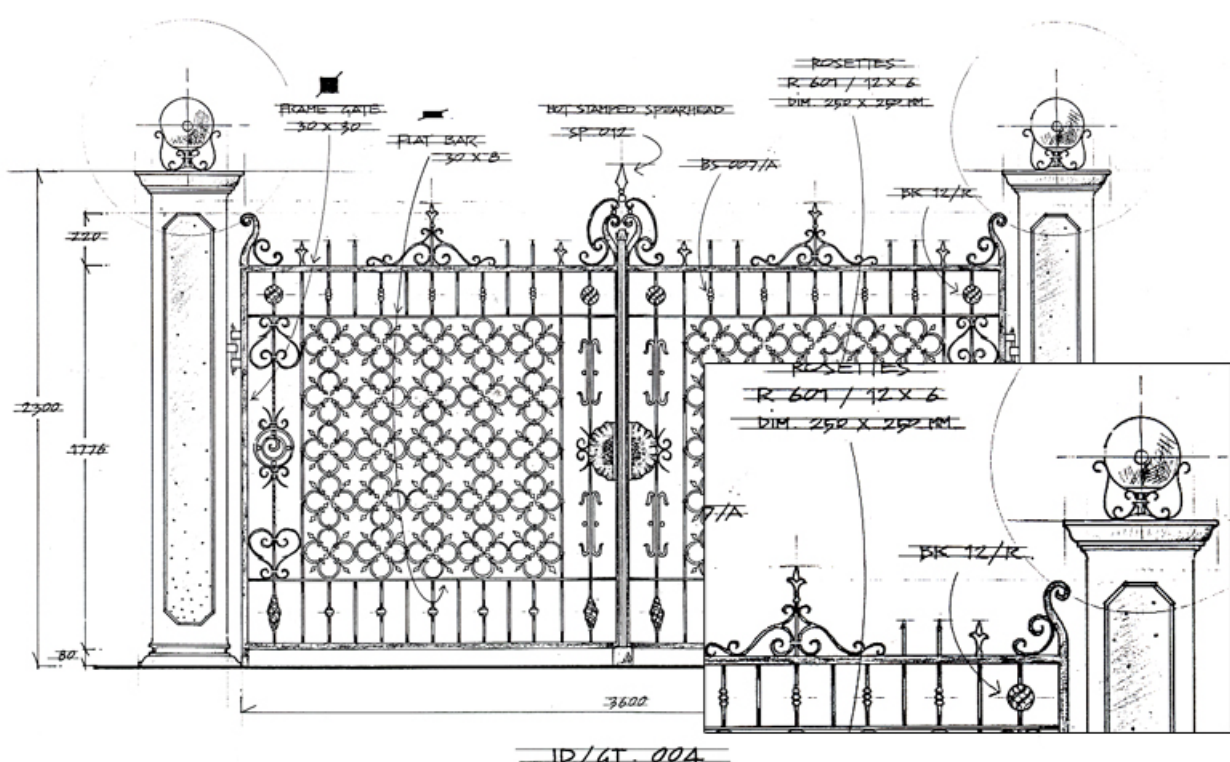


# SERIE "AC"



## SERIE "AC"



**AC-101** (12x6)  
0.225 kg. - 0.496 lbs.  
**AC-102/F** (14x6)  
0.264 kg. - 0.582 lbs.  
**AC-126** - (8x8)  
0.201 kg. - 0.446 lbs.  
**AC-127** (10x10)  
0.310 kg. - 0.685 lbs.

mm. 82 x 140  
Inch 3 1/4 x 5 4/8



**AC-201** (12x6)  
0.290 kg. - 0.639 lbs.  
**AC-202/F** (14x6)  
0.339 kg. - 0.747 lbs.  
**AC-227** (10x10)  
0.400 kg. - 0.883 lbs.  
**AC-214** (16x8)  
0.522 kg. - 1.150 lbs.  
**AC-205** (12x12)  
0.582 kg. - 1.282 lbs.

mm. 105 x 165  
Inch 4 1/8 x 6 4/8



**AC-301** (12x6)  
0.562 kg. - 1.239 lbs.  
**AC-302/F** (14x6)  
0.659 kg. - 1.452 lbs.  
**AC-314** 16x8  
1.004 kg. - 2.213 lbs.  
**AC-305** (12x12)  
1.130 kg. - 2.491 lbs.  
**AC-306** (20x6)  
0.940 kg. - 2.072 lbs.

mm. 180 x 330  
Inch 7 1/8 x 13"

### REPLACEMENT FOR OLD AC-5



**AC-401** (12x6)  
0.464 kg. - 1.023 lbs.  
**AC-402/F** (14x6)  
0.554 kg. - 1.221 lbs.  
**AC-414** (16x8)  
0.828 kg. - 1.825 lbs.  
**AC-405** (12x12)  
0.932 kg. - 2.054 lbs.  
**AC-406** (20x6)  
0.780 kg. - 1.719 lbs.  
**AC-404** (25x8)  
1.288 kg. - 2.845 lbs.

mm. 160 x 375  
Inch 6 2/8 x 14 6/8



**AC-501** (12x6)  
0.365 kg. - 0.804 lbs.  
**AC-502/F** (14x6)  
0.428 kg. - 0.943 lbs.  
**AC-514** (16x8)  
0.653 kg. - 1.439 lbs.  
**AC-505** (12x12)  
0.735 kg. - 1.620 lbs.  
**AC-506** (20x6)  
0.612 kg. - 1.349 lbs.  
**AC-504** (25x8)  
1.013 kg. - 2.238 lbs.

mm. 140 x 235  
Inch 5 4/8 x 9 2/8



**AC-601** (12x6)  
0.540 kg. - 1.190 lbs.  
**AC-602/F** (14x6)  
0.638 kg. - 1.395 lbs.  
**AC-614** (16x8)  
0.964 kg. - 2.124 lbs.  
**AC-605** (12x12)  
1.085 kg. - 2.391 lbs.  
**AC-606** (20x6)  
0.904 kg. - 1.992 lbs.  
**AC-604** (25x8)  
1.498 kg. - 3.312 lbs.

mm. 215 x 300  
Inch 8 7/16 x 11 13/16

BIG SIZE SCROLLS WILL NOT MAINTAIN A STANDARD DIMENSION, WHEN MANUFACTURED BY SMALL SECTION (e.g. 12x6)



**AC-701** (12x6)  
0.840 kg. - 1.856 lbs.  
**AC-714** (16x8)  
1.506 kg. - 3.319 lbs.  
**AC-705** (12x12)  
1.695 kg. - 3.736 lbs.  
**AC-706** (20x6)  
1.413 kg. - 3.114 lbs.  
**AC-703** (20x8)  
1.884 kg. - 4.152 lbs.  
**AC-704** (25x8)  
2.335 kg. - 5.146 lbs.

mm. 300 x 500  
Inch 11 13/16 x 19 11/16



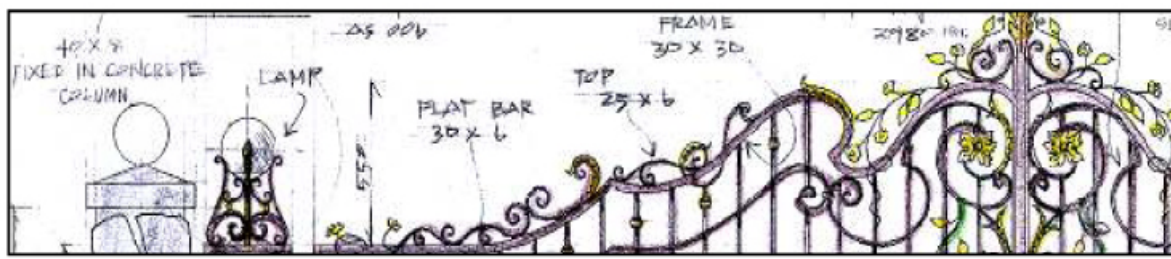
**AC-801** (12x6)  
0.374 kg. - 0.824 lbs.  
**AC-802/F** (14x6)  
0.438 kg. - 0.965 lbs.  
**AC-814** (16x8)  
0.668 kg. - 1.472 lbs.  
**AC-805** (12x12)  
0.751 kg. - 1.655 lbs.  
**AC-806** (20x6)  
0.626 kg. - 1.380 lbs.  
**AC-804** (25x8)  
1.038 kg. - 2.293 lbs.

mm. 120 x 300  
Inch 4 7/8 x 11 6/8




**AC-901** (12x6)  
(0.422 kg.) - 0.930 lbs.  
**AC-902/F** (14x6)  
0.494 kg. - 1.089 lbs.  
**AC-914** (16x8)  
0.753 kg. - 1.660 lbs.  
**AC-905** (12x12)  
0.848 kg. - 1.869 lbs.  
**AC-906** (20x6)  
0.707 kg. - 1.558 lbs.  
**AC-904** (20x8)  
1.172 kg. - 2.588 lbs.

mm. 160 x 270  
Inch 6 5/16 x 10 5/8



## SERIE "B"



**B-101** (12x6)  
0.242 kg. - 0.240 lbs.  
**B-102/F** (14x6)  
0.283 kg. - 0.624 lbs.  
**B-126** - (8x8)  
0.216 kg. - 0.476 lbs.  
**B-127** - (10x10)  
0.335 kg. - 0.739 lbs.

mm. 75 x 255  
Inch. 3" x 10 1/16



**B-301** (12x6)  
0.275 kg. - 0.606 lbs.  
**B-302/F** (14x6)  
0.323 kg. - 0.712 lbs.  
**B-314** (16x8)  
0.492 kg. - 1.084 lbs.  
**B-306** (20x6)  
0.462 kg. - 1.018 lbs.

mm. 75 x 220  
Inch. 3" x 8 11/16



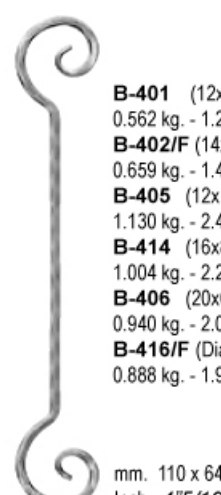
**B-202/F** (14x6)  
0.438 kg. - 0.965 lbs.  
**B-205** (12x12)  
0.751 kg. - 1.655 lbs.  
**B-214** (16x8)  
0.668 kg. - 1.472 lbs.  
**B-206** (20x6)  
0.626 kg. - 1.380 lbs.

mm. 95 x 390  
Inch. 3-3/4" x 15-1/2"



**B-601** (12x6)  
0.354 kg. - 0.780 lbs.  
**B-602/F** (14x6)  
0.415 kg. - 0.915 lbs.  
**B-614** (16x8)  
0.633 kg. - 1.395 lbs.  
**B-606** (20x6)  
0.593 kg. - 1.307 lbs.

mm. 70 x 375  
Inch. 2 7/8 x 14 6/8



**B-401** (12x6)  
0.562 kg. - 1.239 lbs.  
**B-402/F** (14x6)  
0.659 kg. - 1.452 lbs.  
**B-405** (12x12)  
1.130 kg. - 2.491 lbs.  
**B-414** (16x8)  
1.004 kg. - 2.213 lbs.  
**B-406** (20x6)  
0.940 kg. - 2.072 lbs.  
**B-416/F** (Dia 12)  
0.888 kg. - 1.957 lbs.

mm. 110 x 640  
Inch. 4 5/16 x 25 3/16



**B-501** (12x6)  
0.562 kg. - 1.239 lbs.  
**B-502/F** (14x6)  
0.659 kg. - 1.452 lbs.  
**B-505** (12x12)  
1.130 kg. - 2.491 lbs.  
**B-514** (16x8)  
1.004 kg. - 2.213 lbs.  
**B-506** (20x6)  
1.256 kg. - 2.768 lbs.  
**B-516/F** (Dia 12)  
0.888 kg. - 1.957 lbs.

mm. 110 x 640  
Inch. 4 5/16 x 25 3/16



**B-801** (12x6)  
0.629 kg. - 1.386 lbs.  
**B-802/F** (14x6)  
0.738 kg. - 1.627 lbs.  
**B-805** (12x12)  
1.266 kg. - 2.790 lbs.  
**B-814** (16x8)  
1.124 kg. - 2.477 lbs.  
**B-806** (20x6)  
1.407 kg. - 3.101 lbs.  
**B-816/F** (Dia 12)  
0.995 kg. - 2.193 lbs.

mm. 180 x 650  
Inch. 7 1/8 x 25 9/16



**B-901** (12x6)  
0.568 kg. - 1.252 lbs.  
**B-902/F** (14x6)  
0.666 kg. - 1.468 lbs.  
**B-905** (12x12)  
1.141 kg. - 2.515 lbs.  
**B-914** (16x8)  
1.014 kg. - 2.235 lbs.  
**B-906** (20x6)  
0.951 kg. - 2.096 lbs.  
**B-916/F** (Dia 12)  
0.897 kg. - 1.977 lbs.

mm. 150 x 500  
Inch. 5 7/8 x 19 11/16

### SNAP-ONS

Panels for existing fencing or grills with bars 12 mm  
(Upon request we produce with space good for 1/2" bars)

Sample on Bar 12 x 12



**B-1001** (12x6)  
1.150 kg. - 2.535 lbs.  
**B-1002/F** (14x6)  
1.393 kg. - 3.070 lbs.

mm. 170 x 410  
Inch. 6 11/16 x 16 1/8



**B-1101** (12x6)  
0.730 kg. - 1.609 lbs.  
**B-1102/F** (14x6)  
0.920 kg. - 2.028 lbs.

mm. 220 x 250  
Inch. 8 5/8 x 9 13/16



**B-1201** (12x6)  
0.666 kg. - 1.468 lbs.  
**B-1202/F** (14x6)  
0.781 kg. - 1.721 lbs.

mm. 175 x 220  
Inch. 6 7/8 x 8 11/16



mm. 150 x 500  
Inch. 5 7/8 x 25 9/16

**B-701** (12x6)  
0.742 kg. - 1.635 lbs.  
**B-702/F** (14x6)  
0.870 kg. - 1.917 lbs.  
**B-705** (12x12)  
1.492 kg. - 3.288 lbs.  
**B-714** (16x8)  
1.325 kg. - 2.920 lbs.  
**B-706** (20x6)  
1.658 kg. - 3.654 lbs.  
**B-716/F** (Dia 12)  
1.172 kg. - 2.583 lbs.