




Hot stamped Studs



BS-001/Q1
Solid bush w/hole12.5
(0.140 kg.-0.309 lbs.)
Dia.40 x H.22 - 1"9/16 x 14/16"




BS-001/SQ1
Solid bush w/sq.hole12.5
(0.180 kg.-0.397 lbs.)
Dia.40 x H.22 - 1"9/16 14/16"



BS-001/SQ2
Solid bush w/sq.hole14.5
(0.180 kg.-0.397 lbs.)
Dia.40 x H.22 - 1"9/16 14/16"



BS-001A/SQ1
Solid bush w/sq.hole12.5
(0.180 kg.-0.397 lbs.)
Dia.40 x 40 x 20H
1"9/16 x 1"9/16 x 14/16"



BS-001A/SQ2
Solid bush w/sq.hole 20
(0.340 kg.-0.750 lbs.)
Dia.50 x 50 x 35H
2" x 2" x 1"1/4



BS-002/SQ1
Solid bush w/sq.hole 12.5
(0.205 kg.-0.452 lbs.)
Dim.46 x H.46
1"13/16 x 1"13/16



BS-002/SQ2
Solid bush w/sq.hole 14.5
(0.205 kg.-0.452 lbs.)
Dim.46 x H.46
1"13/16 x 1"13/16



BS-005/A
Solid bush w/out hole
(0.210 kg.-0.463 lbs.)
Dia.40 x 40 x H.28
1"9/16 x 1"9/16 x 1"1/8



BS-004
Solid bush
(0.145 kg.-0.320 lbs.)
Dia.40 x H.40
1"9/16 x 1"9/16



BS-004/SQ1
Solid bush w/sq.hole12.5
(0.140 kg.-0.309 lbs.)
Dia.40 x H.40
1"9/16 x 1"9/16



BS-004/SQ2
Solid bush w/sq.hole14.5
(0.140 kg.-0.309 lbs.)
Dia.40 x H.40
1"9/16 x 1"9/16



BS-004/SQ3
(0.430 Kg. - 2.016 lbs.)
Solid bush w / sq. hole 25
Dia. 70 x H.50
Inch. 2" 5/8 x 2"



BS-005
Solid bush
(0.460 kg.-1.015 lbs.)
Dim.45 x 45 x H.50
1-3/4" x 1-3/4" x 2"



BS-005-b/SQ2
Solid bush w/sq.hole14.5
(0.156 kg.-0.345 lbs.)
Dim.40 x 40 x H.40
1"9/16 x 1-5/8" x 1-5/8"



BS-005/SQ2
Solid bush w/sq.hole14.5
(0.320 kg.-0.706 lbs.)
Dim.45 x 45 x H.50
1"3/4 x 1"3/4 x 2"



BS-006
Solid bush
(0.964 kg.-2.128 lbs.)
Dim.45 x 45 x H.90
1"3/4 x 1"3/4 x 3"9/16



BS-006/SQ2
Solid bush w/sq.hole14.5
(0.646 kg.-1.426 lbs.)
Dim.45 x 45 x H.90
1"3/4 x 1"3/4 x 3"9/16



BS-007/SQ3
Solid bush w/sq.hole26.5
(0.802 kg.-1.770 lbs.)
Dim.70 x H.80
2-3/4" x 3-1/4"



BS-007/Q1
Solid bush w/hole12.5
(0.248 kg.-0.547 lbs.)
BS-007/Q2
Solid bush w/hole14.5
(0.242 kg.-0.534 lbs.)
Dim.40 x H.67
1"9/16 x 2"5/8



BS-007/Q3
Solid bush w/hole 16.5
(0.360 kg.-0.795 lbs.)
Dim.44 x H.67
1"3/4 x 2"5/8



BS-007/SQ1
Solid bush w/sq.hole12.5
(0.268 kg.-0.592 lbs.)
Dim.44 x H.67
1"3/4 x 2"5/8



BS-007
Solid bush
(0.480 kg.-1.059 lbs.)
Dim.44 x H.67
1"3/4 x 2"5/8



BS-007/SQ2
Solid bush w/sq.hole14.5
(0.468 kg.-1.033 lbs.)
Dim.48 x H.72
1"15/16 x 2"7/8



Hot stamped and Forged studs



BS-008

Solid Top post
(0.800 kg.-1.763 lbs.)
Dia.Base 53 x H.93
2"1/8 x 3"11/16



BS-008/A

Solid Top post
(5.500 kg.-12.122 lbs.)
Dia.Base 100 x H.180
3"15/16 x 7"1/8



BS-009

Solid Top post
(1.800 kg.-3.967 lbs.)
Dia.Base 70 x H.120
2"6/8 x 4"6/8



BS-009/A

Solid Top post
(1.800 kg.-3.967 lbs.)
Dia.Base 70 x H.110
2"6/8 x 4"6/8



BS-010

Stud w/base sq.11 x 11mm.
(0.520 kg.-1.146 lbs.)
Dim. 30 x H.160
1"3/16 x 6"5/16



BS-011

Stud w/base Round dia.12 mm.
(0.520 kg.-1.146 lbs.)
Dia 30 x H.160
1"3/16 x 6"5/16



BS-012

Stud w/base sq.13 x 13mm.
(0.640 kg.-1.411 lbs.)
Dia 30 x H.160
1"3/16 x 6"5/16



BS-013

Stud w/base Round dia. 14mm.
(0.625 kg.-1.378 lbs.)
Dia 30 x H.160
1"3/16 x 6"5/16



BS-014/Q2

Solid bush w/hole dia.14.5
(0.420 kg.-0.926 lbs.)
Dia 33 x H.120
1"5/16 x 4"6/8



BS-015/Q2

Solid bush w/hole dia. 14.5
(0.200 kg.-0.441 lbs.)
Dia 33 x H.65
1"5/16 x 2"9/16



BS-016/SQ1

Solid bush w/hole12.5
(0.315 kg.-0.694 lbs.)
Dia 48 x H.53
1"7/8 x 3"11/16



BS-017

Solid stud
(0.315 kg.-0.694 lbs.)
Dia 28 x H.110
1"7/8 x 3"11/16



BS-017/A

Solid stud
(0.315 kg.-0.694 lbs.)
Dia 40 x H.120
1"7/8 x 3"11/16

copyright reproduction prohibited



Cast finials for bed-header



BS-018
Cast steel Top
(1.000 kg.-2.204 lbs.)
Dia 50 x H.165
2" x 6³/₈"



BS-019
Cast steel bush w/hole16
(0.947 kg.-2.087 lbs.)
Dia 60 x H.170
2³/₈" x 6¹¹/₁₆"



BS-021
Cast steel bush w/hole16
(1.012 kg.-2.230 lbs.)
Dia 60 x H.183
2³/₈" x 7³/₁₆"



BS-023
Cast steel top
(1.050 kg.- 2.314 lbs.)
Dia 130 x H.240
5¹/₈" x 9⁷/₁₆"



BS-020
Cast steel w/tree hole16
(2.905 kg.-6.403 lbs.)
Dia 65 x H.257
2⁹/₁₆" x 10¹³/₁₆"



BS-022
Cast steel bush w/hole16
(2.492 kg.-5.492 lbs.)
Dia 60 x H.315
2³/₈" x 12³/₈"



BS-017/SQ1
Cast bush - sq.hole 13mm.
(0.175 kg.-0.385 lbs.)
Dim 48 x 48 x H.53 with screw
1¹⁴/₁₆" x 3¹¹/₁₆"



BS-017/SQ2
Cast bush - sq.hole 26mm.
(0.480 kg.-1.057 lbs.)
Dim 60 x 60 x H.64 with screw
2³/₅" x 2³/₈" x 2¹/₂"



BS-024
Cast Plate
(0.175 kg.-0.385 lbs.)
48 x 110 H. x H.12
1¹⁴/₁₆" x 3¹¹/₁₆"



Forged & stamped solid & Hollow Spheres

Allow tolerance upto 2 to 5 mm.
on Hand forged Spheres both size & roundness



SPH-020/F
(0.037 kg.)
Dia.20 mm.



SPH-025/F
(0.070 kg.)
Dia.25 mm.



SPH-030/F
(0.120 kg.)
Dia.30 mm.



SPH-040/F
(0.300 kg.)
Dia.40 mm.



SPH-050/F
(0.535 kg.)
Dia.50 mm.



SPH-060/F
(0.900 kg.)
Dia.60 mm.



SPH-070/F
(1.420 kg.)
Dim.70 mm.



SPH-090/F
(2.850 kg.)
Dia.90 mm.



SPH-100/F
(3.700 kg.)
Dia.100 mm.

SPT-070 welded on
BS-005/A for Posts



SPH-015/S
(0.015 kg.)
Dia.15 mm.



SPH-020/S
(0.035 kg.)
Dia.20 mm.



SPH-025/S
(0.065 kg.)
Dim.25 mm.

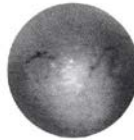


SPH-030/S
(0.115 kg.)
Dia.30 mm.

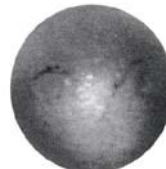
SPT-070/S
(1.585 kg.) base Sq.40
Dim.70 x 97 mm.



SPH-040/S
(0.305 kg.)
Dia.40 mm.



SPH-050/S
(0.520 kg.)
Dia.50 mm.



SPH-060/S
(0.680 kg.)
Dia.60 mm.



SPH-070/S
(1.390 kg.)
Dia.70 mm.



SPH-150/HS
(1.600 kg.)
Dia.150 mm.



SPH-100/HS
(0.560 kg.)
Dia.100 mm.

Hollow Steel Spheres 1.2 # 2.2 mm.



SPH-060/HS
(0.242 kg.)
Dia.60 mm.



SPH-050/HS
(0.162 kg.)
Dia.50 mm.



SPH-040/HS
(0.100 kg.)
Dia.40 mm.

copy right reproduction prohibited