
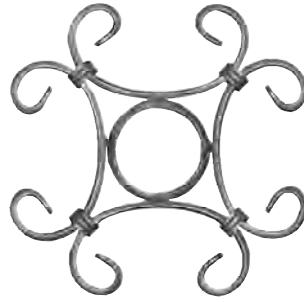




SERIE "R"
Venetian Rosettes




R-801/C (12 x 6)
2.340 kg.-5.157 lbs.
R-814/C (16 x 8)
3.540 kg.-7.802 lbs.
Dim.380 x 380
15" x 15"



R-1001/C (12 x 6)
0.840 kg.-1.851 lbs.
Dim.220 x 220
8"11/16 x 8"11/16



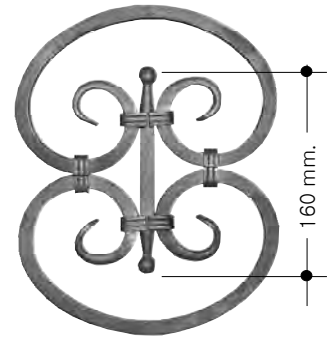
R-1101/C (12 x 6)
1.015 kg.-2.237 lbs.
Dim.220 x 220
8"11/16 x 8"11/16




R-505/C HM (12 x 12)
3.780 kg.-8.331 lbs.
Dim.420 x 420
16"1/2 x 16"1/2




R-901 HM (12 x 6)
0.983 kg.-2.167 lbs.
R-901/C HM (12 x 6)
1.005 kg.-2.215 lbs.
Dim.210 x 220
8"1/4 x 8"11/16



R-905 HM (12 x 12)
1.780 kg.-3.923 lbs.
R-905/C HM (12 x 12)
1.952 kg.-4.302 lbs.
Dim.210 x 270
8"1/4 x 10"5/8



R-1205/A HM (12 x 12)
1.470 kg.-3.240 lbs.
Dim.290 x 300
11"7/16 x 11"3/4



R-1205/C HM (12 x 12)
5.850 kg.-12.893 lbs.
Dim.640 x 640
25"1/4 x 25"1/4

copyright reproduction prohibited